MATH HANDBOOK

Sycamore Canyon School

It All Begins in the CLASSROOM!

#1) BE THERE: We care about you and want you to succeed! Unless you're sick, you should be at school. If you're out, make up your work so you don't fall behind.

#2) ACTIVELY PARTICIPATE: Raise your hand, ask questions, and make mistakes (we ALL do)!

#3) LISTEN CAREFULLY: Tune in to the lesson. Look at the teacher when he/she is speaking.

#4) WRITE IT: Take notes and do the examples in class. Follow along with the lesson.

Now It's HOMEWORK Time!

#1) You should head your paper with the assignment title, page number(s), and exercise numbers. You are ready to go! Remember to write neatly, put space between your problems, and ALWAYS use a pencil.

#2) Write the problem number and copy the problem. If it's a word problem, write down the important facts of the problem only.

#3) Show ALL of your work! Keep it organized and don't SMUSH everything to fit it in a tiny space! Circle or box your answer.

#4) Check for reasonableness. Does your answer make sense? Can you estimate to check?

What if You Need Help with HOMEWORK?

#1) LOOK at the lesson examples in your book. LOOK at the examples that we did in class together. Work them out on a separate piece of paper and check your answers.

#2) Go to the BIG IDEAS WEBSITE. You will not be disappointed. It has EVERYTHING (just look at the next slide for a few website help ideas)!

#3) See your teacher before school for a quick question about homework or after school for MORE help.

What if You Need Help & You Are Near a Computer?

Log on to the BIG IDEAS WEBSITE.

How to Log on to the Big Ideas Website

To login → click the button Big Ideas Math Website from your

teacher's website → click Log in w/ LDAP

and log in with Q credentials

Student ID Number

Q Password w/ Period

→ If successful, your name should appear in the upper right

corner → click the icon

and this will take you to

the Resources Page

→ bookmark page.

My Username _____

My Password _____

BIG IDEAS Website Resources for YOU

In the “Student Dynamic eBook”,



find the examples from your lesson and click

the  icon. It will show you how to

do the problems, step -by-step.

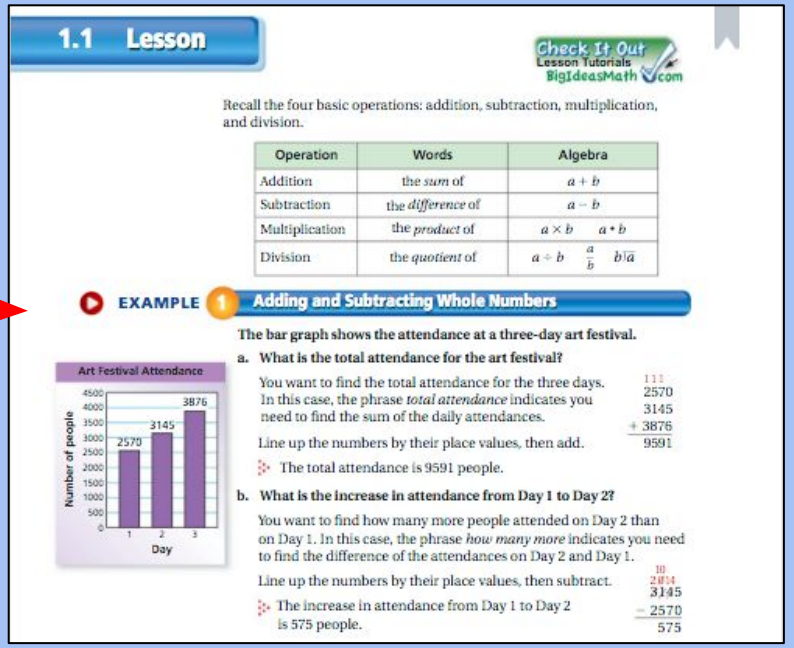

1.1 Lesson

Check It Out
Lesson Tutorials
BigIdeasMath.com

Recall the four basic operations: addition, subtraction, multiplication, and division.

Operation	Words	Algebra
Addition	the *sum* of	$a + b$
Subtraction	the *difference* of	$a - b$
Multiplication	the *product* of	$a \times b$ $a \cdot b$
Division	the *quotient* of	$a \div b$ $\frac{a}{b}$ $b\overline{)a}$

EXAMPLE 1 Adding and Subtracting Whole Numbers

The bar graph shows the attendance at a three-day art festival.

a. What is the total attendance for the art festival?

You want to find the total attendance for the three days. In this case, the phrase *total attendance* indicates you need to find the sum of the daily attendances.

Line up the numbers by their place values, then add.

$$\begin{array}{r} 2570 \\ 3145 \\ +\ 3876 \\ \hline 9591 \end{array}$$

The total attendance is 9591 people.

b. What is the increase in attendance from Day 1 to Day 2?

You want to find how many more people attended on Day 2 than on Day 1. In this case, the phrase *how many more* indicates you need to find the difference of the attendances on Day 2 and Day 1.

Line up the numbers by their place values, then subtract.

$$\begin{array}{r} 3145 \\ -\ 2570 \\ \hline 575 \end{array}$$

The increase in attendance from Day 1 to Day 2 is 575 people.

Relearn or Explore Math Topics in BIG IDEAS!

Get extra practice using the “Skills Review Handbook” or “Basic Skills Handbook” with exercise documents

and the answers too!



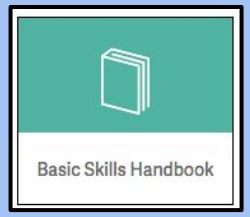

Skills Review Handbook (Middle School)

Basic Skills Handbook

Looking for MORE Useful BIG IDEAS Tools?

More help is available at “Check It Out”. Utilize the Progress Checks throughout each chapter!

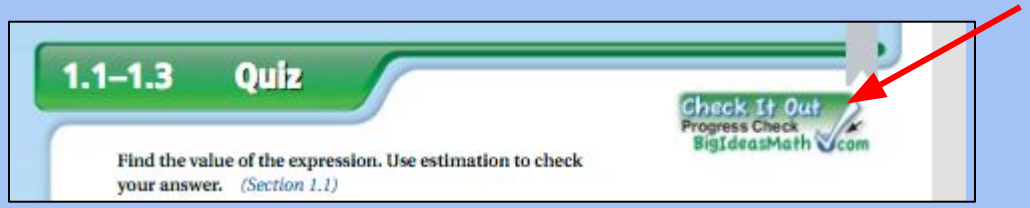

These are online practice quizzes with instant feedback on how you did!

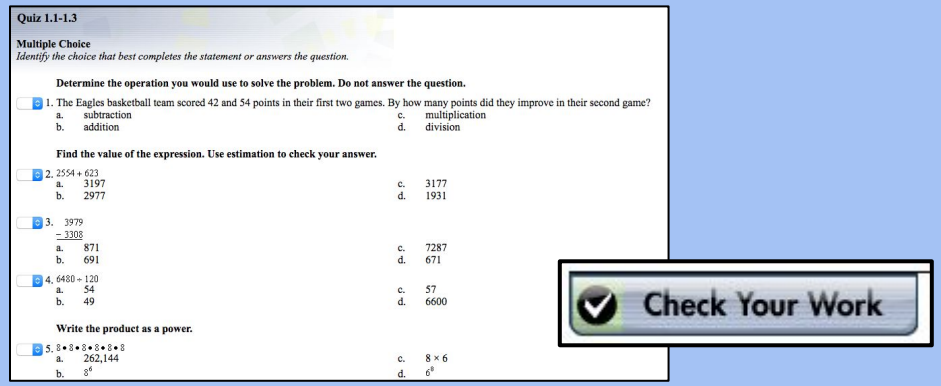

Do You Learn BEST by Playing GAMES?

Experience the “Game Closet”, organized by topic.

Big Ideas Math Game Closet (Middle School)

Coordinate Plane

Six in a Row: Spanish | English

Data Analysis

M and M and M: Spanish | English

Decimals

Name the Number: Spanish | English

Expressions and Equations

A Trick for You: Spanish | English

Let's Race: Spanish | English

Tic-Tac-Toe: Spanish | English

Fractions, Decimals, and Percents

I Have... Who Has...?: Spanish | English

Operations with Decimals

Amazing Decimals: Spanish | English

Let's Go Shopping: Spanish | English

Operations with Fractions

Fun with Fractions: Spanish | English

Pick Your Fractions: Spanish | English

Order of Operations

5 is Alive: Spanish | English

6 Sticks: Spanish | English

7 Not 11: Spanish | English

8 is Great: Spanish | English

9 is Fine: Spanish | English

Can 3 = 2?: Spanish | English

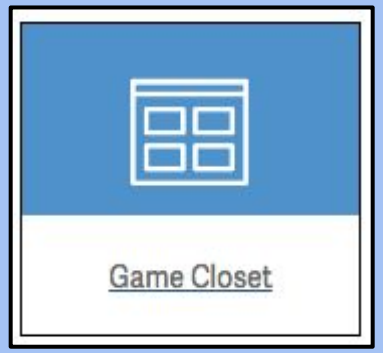

What Do You Do When ALL Else Fails?

"Live Tutorial Chat" will get you through the tough spots, Sunday through Thursday, from 4pm to 12am ET (Eastern Time).

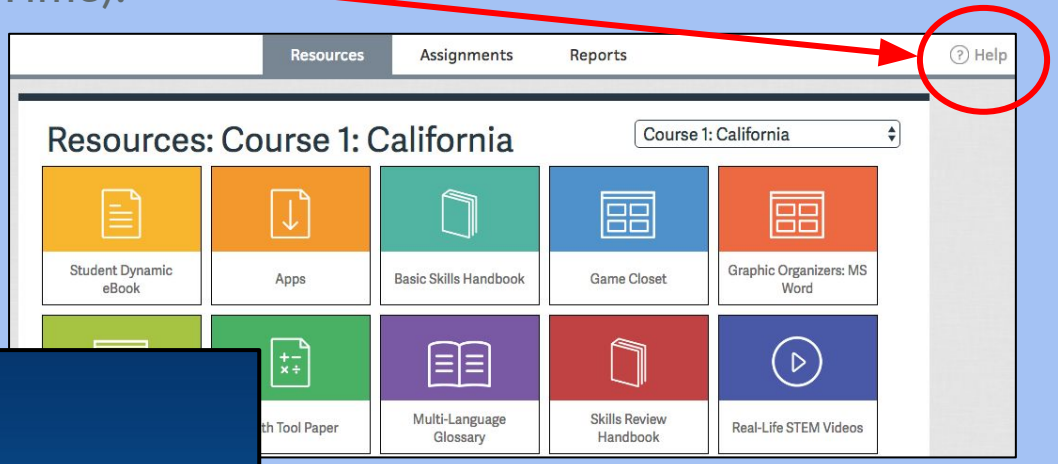

Is it Time to STUDY for Your Test?

#1) Review your notes and homework problems for each section to be tested.

#2) Rework ALL of the homework problems you missed.

#3) Take an online practice quiz.

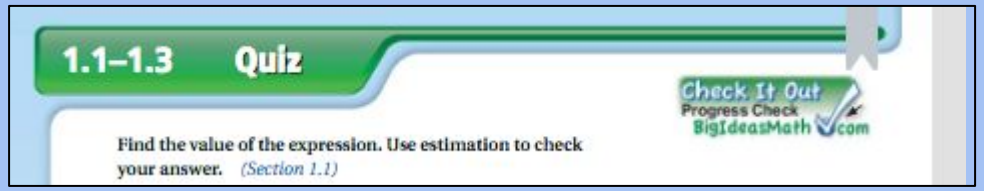

#4) Study the “Chapter Review” and/or take the “Chapter Test” from your book at the end of the chapter.

Are YOU Prepared for Your Assignment Check?

#1) Are all of your homework assignments labeled correctly, with the lesson, page, and problem #?

#2) Did you copy the problem (or take notes for the word problems) and show all of your work?

#3) Did you correct the problems that you marked wrong?

HELPFUL HINT: You can check and compare your assignments with a study buddy. If anything is missing, take the time to fix it now!

Assignment Checks Are a Piece of

This is what it will look like:

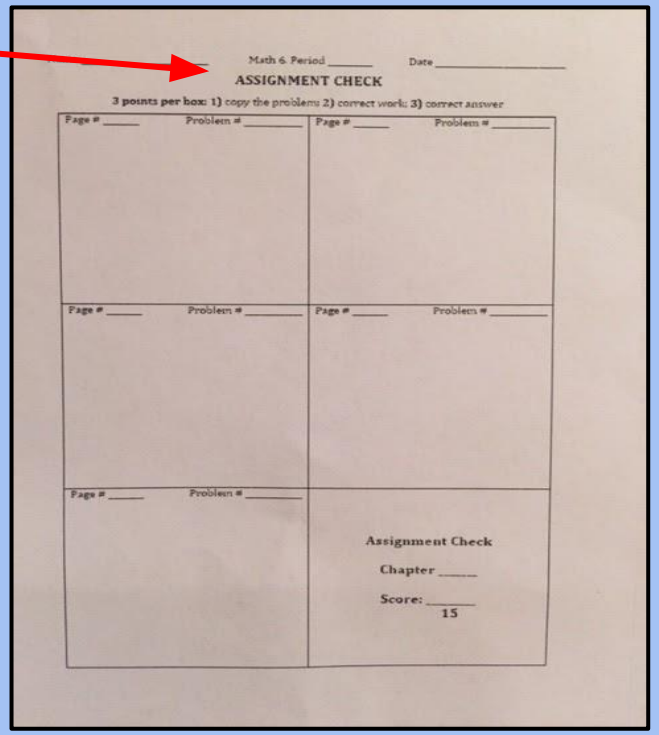

Math 6 Period _____ Date _____

ASSIGNMENT CHECK

3 points per box: 1) copy the problem; 2) correct work; 3) correct answer

Page # _____ Problem # _____	Page # _____ Problem # _____
Page # _____ Problem # _____	Page # _____ Problem # _____
Page # _____ Problem # _____	Assignment Check Chapter _____ Score: _____ 15

You will have to COPY the problem, SHOW all work to SOLVE the problem, and circle/box your ANSWER.

You CAN be successful in MATH this year!