

ANSWER PRESENTATION TOOL

Blue - Student Edition

4

Quiz 1

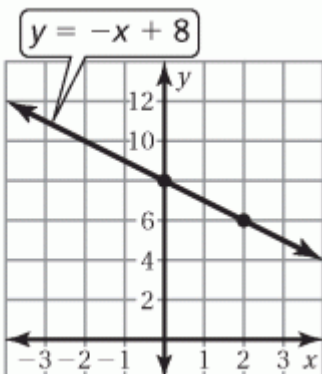
1-11

ALL EVEN

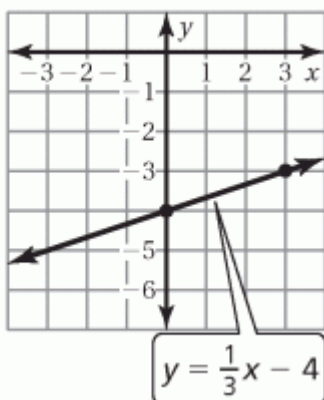
Show Solu

ODD

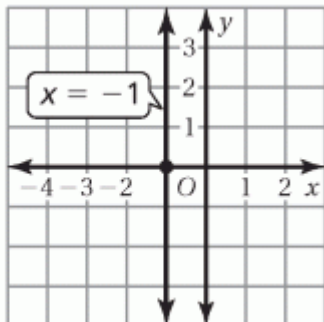
1.



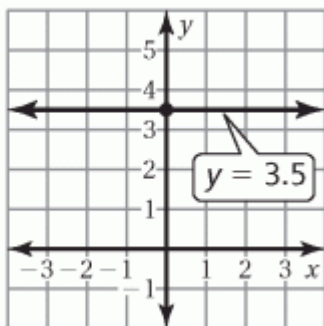
2.



3.



4.

5. $-\frac{1}{2}$

6. 2

7. undefined

8. 0

9. parallel slope: $-\frac{1}{2}$
perpendicular slope: 2

10. no; yes; The line $x = 1$ is vertical. The line $y = -1$ is horizontal. A vertical line is perpendicular to a horizontal line.

11.

