

ANSWER PRESENTATION TOOL

Advanced 1 - Student E

10

Chapter Tes

1-9

ALL EVEN

Show Sol

ODD

1. Quiz Scores

Stem	Leaf
6	8
7	2 6
8	0 0 0 8
9	0 2 4 6
10	0

Key: 7 | 2 = 72%

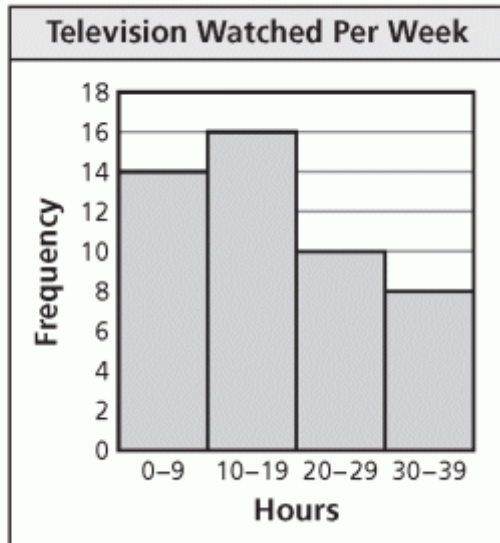
2. CDs Sold Each Day

Stem	Leaf
2	9
3	1 8 8 9
4	0 0 3 5 5 8
5	
6	0 0 2 7

Key: 4 | 0 = 40 CDs

3. mean: 49; median: 52;
mode: 54; range: 25; IQR: 14

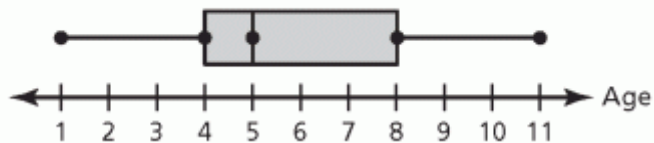
4.



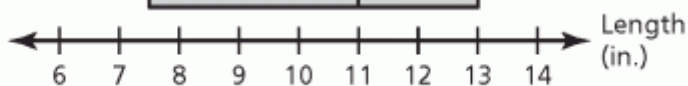
5. a. skewed left

b. median, IQR; median = 8, IQR = 2

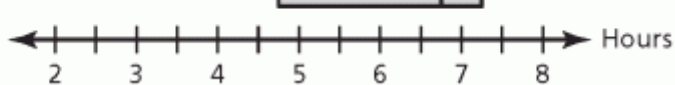
6.



7.



8.

9. a. Brand A Range: 3.5 hours
Brand B Range: 2.7 hours

b. It is probably safe to say that Brand A is better. But, by unlucky sampling, its mean might be only slightly better than the mean for Brand B.